

CS162 - POINTERS

- Lecture: Pointers and Dynamic Memory
 - What are pointers
 - Why dynamically allocate memory
 - How to dynamically allocate memory
 - What about deallocation?
 - Walk thru pointer exercises

CS162 - Pointers

- In C++, a pointer is just a different kind of variable.
- This type of variable points to another variable or object
 - (i.e., it is used to store the memory address of another variable nor an object).
 - Such pointers must first be defined and then initialized.
 - Then, they can be manipulated.

CS162 - Pointers

- A pointer variable is simply a new type of variable.
 - Instead of holding an int, float, char, or some object's data....it holds an address.
 - A pointer variable is assigned memory.
 - the contents of the memory location is some address of another “variable”.
 - Therefore, the value of a pointer is a memory location.

CS162 - Pointers

- We can have pointers to (one or more)
 - integers
 - floating point types
 - characters
 - structures
 - objects of a class
- Each represents a different type of pointer

CS162 - Pointers

- We define a pointer to an integer by:
`int * ptr; //same as int *ptr;`
- Read this variable definition from *right to left*:
 - ptr is a pointer (that is what the * means) to an integer.
 - this means ptr can contain the address of some other integer

CS162 - Pointers

- At this point, you may be wondering why pointers are necessary.
- They are essential for allowing us to use data structures that grow and shrink as the program is running.
 - after midterm time we will learn how to do this...with *linked lists*
 - We are no longer stuck with a fixed size array throughout the lifetime of our program.

CS162 - Pointers

- But first,
 - we will learn that pointers can be used to allow us to set the size of an array at run-time versus fixing it at compilation time;
 - if an object is a list of names...then the size of that list can be determined dynamically while the program is running.
 - This cannot be accomplished in a user friendly way with simple arrays!

CS162 - Defining Pointers

- So, what are the data types for the following variables?

```
int *ptr1, obj1; //watch out!
```

```
char *ptr2, *ptr3;
```

```
float obj2, *ptr4;
```

- What are their initial values (if local variables)? *-- yes, garbage --*

CS162 - Defining Pointers

- The best initial value for a pointer is
 - zero (address zero),
 - also known as `NULL` (this is a `#define` constant in the `iostream` library for the value zero!)
 - The following accomplish the same thing:

```
int *ptr1 = NULL;  
int *ptr2 = 0;  
int *ptr3 (0);
```

CS162 - Defining Pointers

- You can also initialize or assign the address of some other variable to a pointer,
 - using the address-of operator

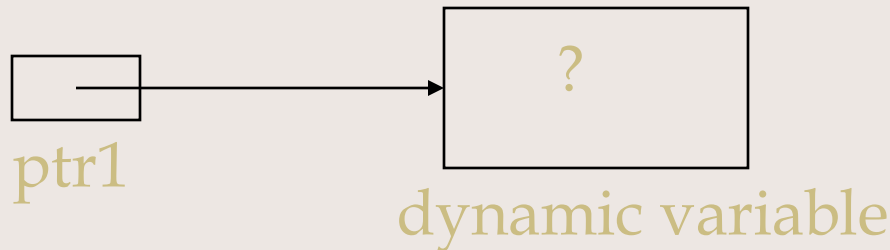
```
int variable;
```

```
int *ptr1 = &variable; //C and C++
```

CS162 - Allocating Memory

- Now the interesting stuff!
- You can allocate memory dynamically (as our programs are running)
 - and assign the address of this memory to a pointer variable.

```
int *ptr1 = new int;
```



CS162 - `int *ptr1 = new int;`

- The diagram used is called a
 - pointer diagram
 - it helps to visualize what memory we have allocated and what our pointers are referencing
 - notice that the dynamic memory allocated is of size `int` in this case
 - and, its contents is uninitialized
 - `new` is an operator and supplies back an address of the memory set allocated

CS162 - Dereferencing

- Ok, so we have learned how to set up a pointer variable to point to another variable or to point to memory dynamically allocated.
- But, how do we access that memory to set or use its value?
- By **dereferencing** our pointer variable:
*ptr1 = 10;

CS162 - Dereferencing

- Now a complete sequence:

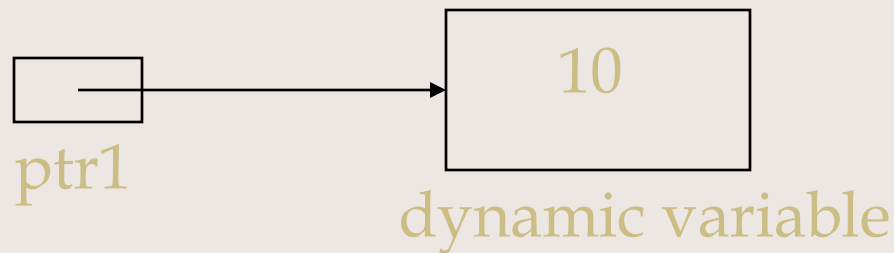
```
int *ptr1;
```

```
ptr1 = new int;
```

```
*ptr1 = 10;
```

```
...
```

```
cout <<*ptr1; //displays 10
```



CS162 - Deallocating

- Once done with dynamic memory,
 - we must deallocate it
 - C++ does not require systems to do “garbage collection” at the end of a program’s execution!
- We can do this using the delete operator:
delete ptr1;
this does not delete the pointer variable!

CS162 - Deallocating

- Again:
 - this does not delete the pointer variable!
- Instead, it deallocates the memory referenced by this pointer variable
 - It is a no-op if the pointer variable is NULL
 - It does not reset the pointer variable
 - It does not change the contents of memory
 - *Let's talk about the ramifications of this...*

CS162 - Allocating Arrays

- But, you may be wondering:
 - Why allocate an integer at run time (dynamically) rather than at compile time (statically)?
- The answer is that we have now learned the mechanics of how to allocate memory for a single integer.
- Now, let's apply this to arrays!

CS162 - Allocating Arrays

- By allocating arrays dynamically,
 - we can wait until run time to determine what size the array should be
 - the array is still “fixed size”...but at least we can wait until run time to fix that size
 - this means the size of a dynamically allocated array can be a variable!!

CS162 - Allocating Arrays

- First, let's remember what an array is:
 - the name of an array is a **constant address to the first element in the array**
 - So, saying `char name[21];`
means that `name` is a constant pointer whose value is the address of the first character in a sequence of 21 characters

CS162 - Allocating Arrays

- To dynamically allocate an array
 - we must define a pointer variable to contain an address of the element type
- For an array of characters we need a pointer to a char:

```
char *char_ptr;
```

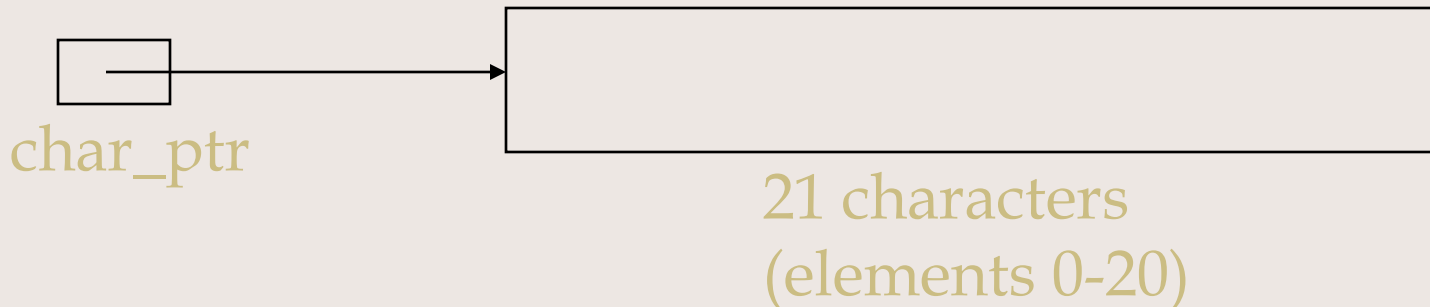
- For an array of integers we need a pointer to an int:

```
int *int_ptr;
```

CS162 - Allocating Arrays

- Next, we can allocate memory and examine the pointer diagram:

```
int size = 21; //for example  
char *char_ptr;  
char_ptr = new char [size];
```



CS162 - Allocating Arrays

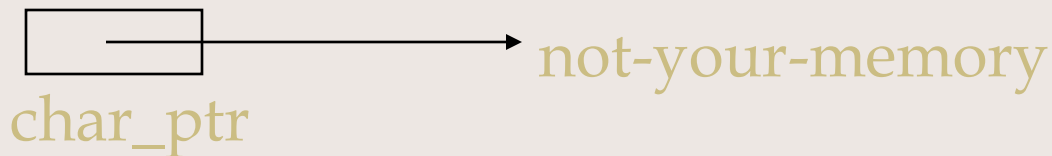
- Some interest thoughts:
 - the pointer diagram is identical to the pointer diagram for the statically allocated array discussed earlier!
 - therefore, we can access the elements in the exact same way we do for any array:

```
char_ptr[index] = 'a'; //or  
cin.get(char_ptr,21,'\n');
```

CS162 - Allocating Arrays

- The only difference is when we are finally done with the array,
 - we must deallocate the memory:

```
delete [] char_ptr;
```



It is best, after doing this to say: `char_ptr = NULL;`

CS162 - Allocating Arrays

- One of the common errors we get
 - once allocating memory dynamically
 - is a segmentation fault
 - it means you have accessed memory that is not yours,
 - you have dereferenced the null pointer,
 - you have stepped outside the array bounds,
 - or you are accessing memory that has already been deallocated

CS162 - In Review

- On the board, let's walk through examples of the following:
 - allocating an array of integers dynamically
 - deallocating that array
 - writing a loop to set the values
 - now, allocate an array of video-structures dynamically
 - Show how you'd access the 3rd title

CS162 - Pointer Arithmetic

- When we use the subscript operator,
 - pointer arithmetic is really happening
 - this means the following are equivalent:

$$\text{ptr1}[3] \quad == \quad *(\text{ptr1}+3)$$

- This means the subscript operator adds the value of the index to the starting address and then dereferences the quantity!!!

CS162 - For Next Time

- Next time we will discuss:
 - more about pointers
 - integrating pointers and classes